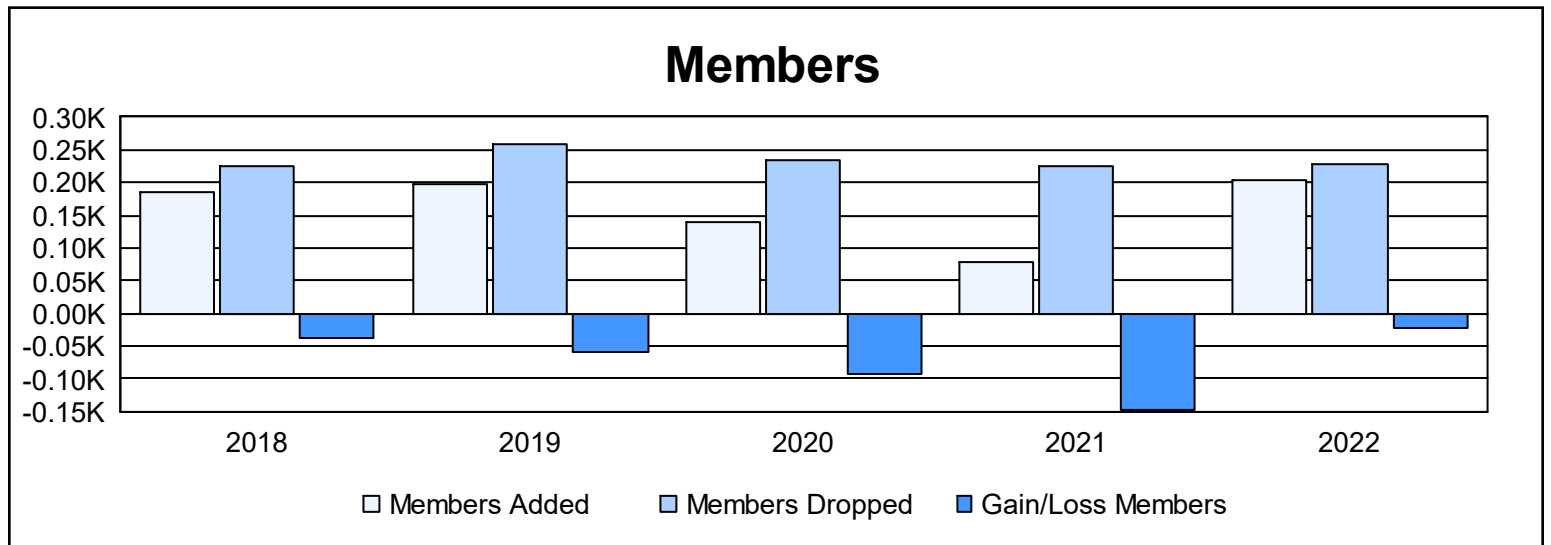
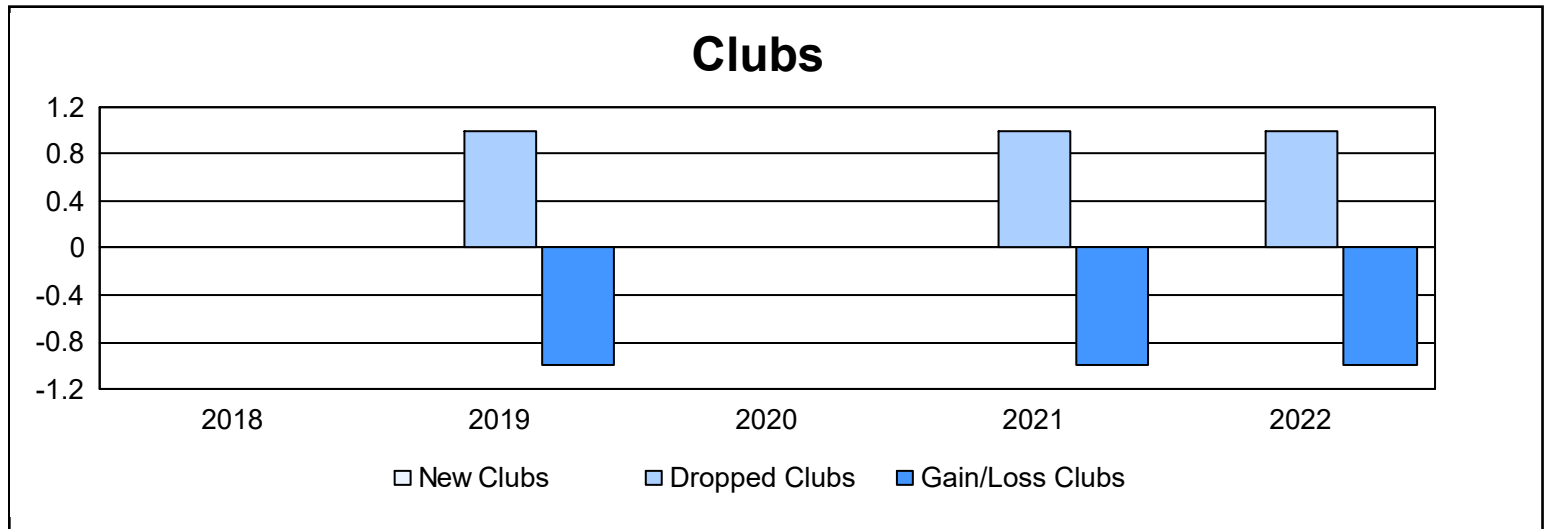
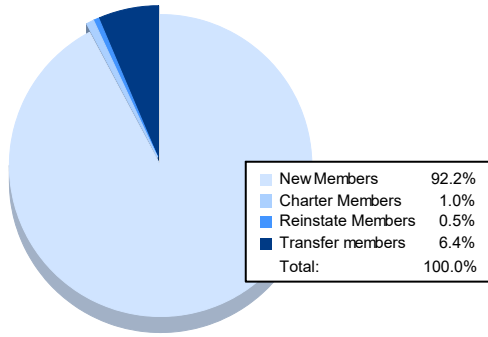


Year	New Clubs	Dropped Clubs	Gain/ Loss Clubs	New Members	Charter Members	Reinstate Members	Transfer Members	Total Member Added	Total Members Dropped	Gain/ Loss Members
2017-2018	0	0	0	177	1	0	8	186	225	-39
2018-2019	0	1	-1	192	1	1	5	199	259	-60
2019-2020	0	0	0	135	1	1	4	141	234	-93
2020-2021	0	1	-1	74	0	1	2	77	226	-149
2021-2022	0	1	-1	188	2	1	13	204	227	-23
<b>Average</b>	<b>0</b>	<b>1</b>	<b>-1</b>	<b>153</b>	<b>1</b>	<b>1</b>	<b>6</b>	<b>161</b>	<b>234</b>	<b>-73</b>



### Membership Composition June 2022 Cumulative



### Gender Composition June 2022 Cumulative

